



GMT: **HOWARD LEE**

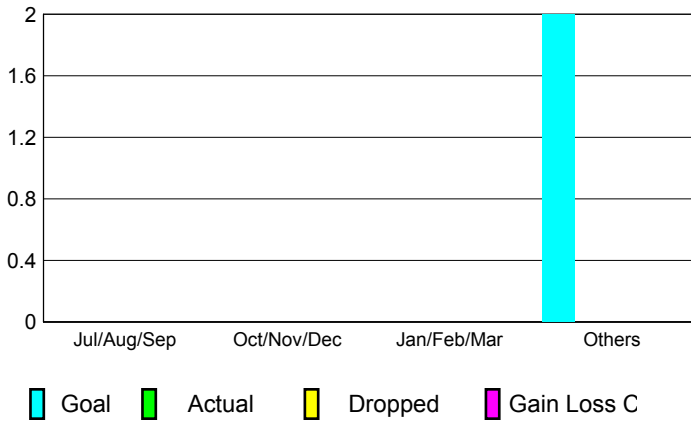
Location: **CHANNEL ISLE**

GMT CA: **4**

CLUBS

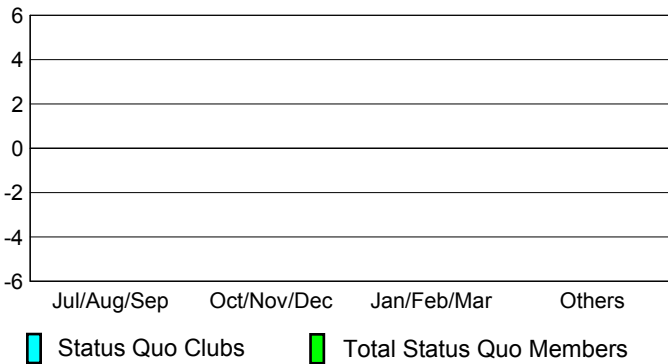
Month	New Club Goal	Actual New Clubs	Actual Dropped Clubs	Gain/Loss of Clubs
2012-2013				
Jul/Aug/Sep	0	0	0	0
Oct/Nov/Dec	0	0	0	0
Jan/Feb/Mar	0	0	0	0
Apr/May/June	2	0	0	0
Totals	2	0	0	0

Club Results 2012-2013
Goal, New, Dropped, Gain/Loss




YTD Status Quo Clubs 2012-2013

Status Quo Clubs Compared to Status Quo Members



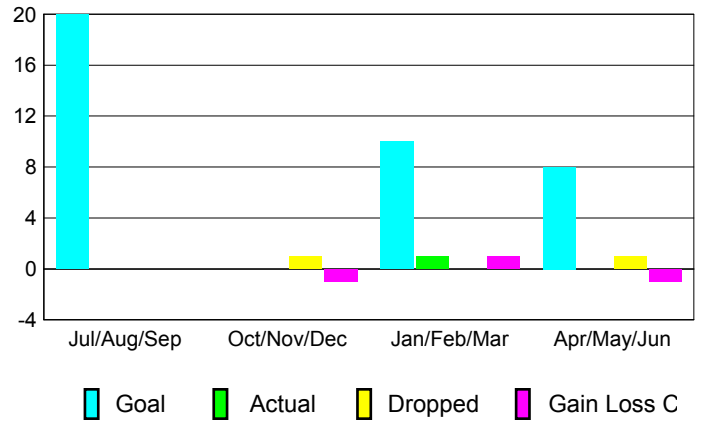
Club Gain/Loss 2012-2013



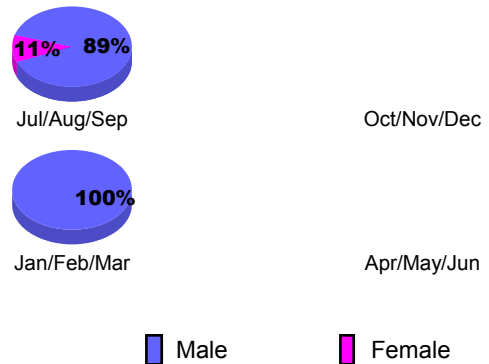
MEMBERSHIP

Month	Net Memb Goal	Actual New Memb	Actual Dropped Memb	Gain/Loss of Memb
2012-2013				
Jul/Aug/Sep	20	0	0	0
Oct/Nov/Dec	0	0	1	-1
Jan/Feb/Mar	10	1	0	1
Apr/May/June	8	0	1	-1
Totals	38	1	2	-1

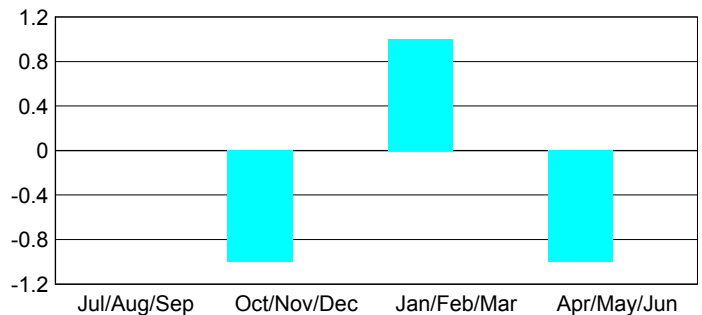
Membership Results 2012-2013
Goal, New, Dropped, Gain/Loss



Gender Comparison 2012-2013



Membership Gain/Loss 2012-2013





2012-2013 GMT Reports for District (or Undistricted) **District 105 D ENGLAND**

GMT: **HOWARD LEE**

Location: **ENGLAND**

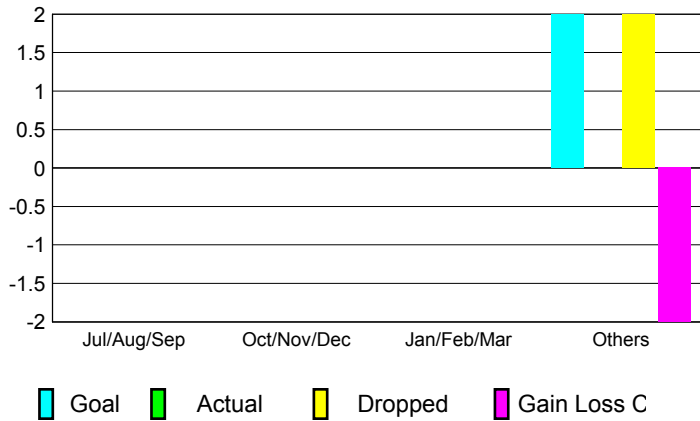
GMT CA: **4**

CLUBS

Month	New Club Goal	Actual New Clubs	Actual Dropped Clubs	Gain/Loss of Clubs
2012-2013				
Jul/Aug/Sep	0	0	0	0
Oct/Nov/Dec	0	0	0	0
Jan/Feb/Mar	0	0	0	0
Apr/May/Jun	2	0	2	-2
Totals	2	0	2	-2

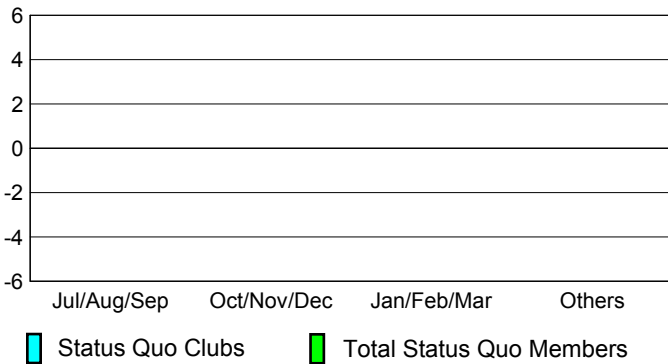
Club Results 2012-2013

Goal, New, Dropped, Gain/Loss




YTD Status Quo Clubs 2012-2013

Status Quo Clubs Compared to Status Quo Members



Club Gain/Loss 2012-2013

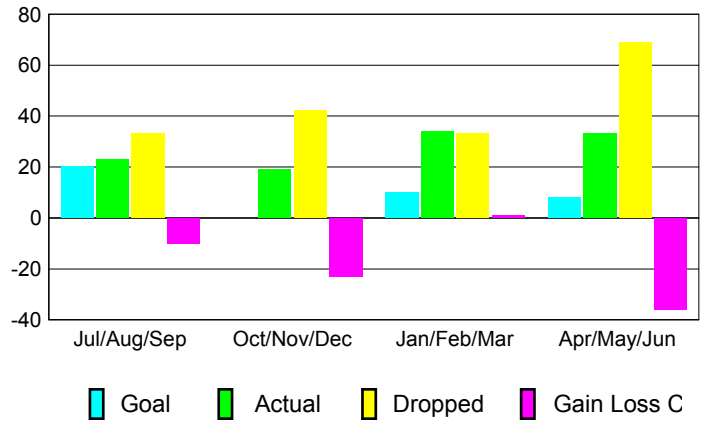


MEMBERSHIP

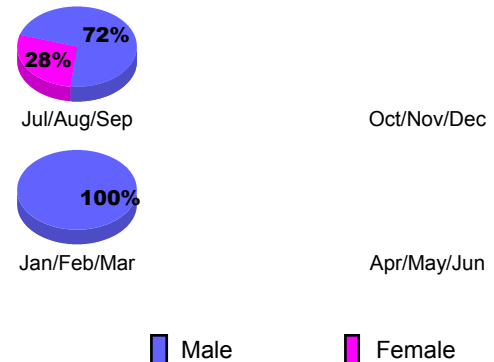
Month	Net Memb Goal	Actual New Memb	Actual Dropped Memb	Gain/Loss of Memb
2012-2013				
Jul/Aug/Sep	20	23	33	-10
Oct/Nov/Dec	0	19	42	-23
Jan/Feb/Mar	10	34	33	1
Apr/May/Jun	8	33	69	-36
Totals	38	109	177	-68

Membership Results 2012-2013

Goal, New, Dropped, Gain/Loss



Gender Comparison 2012-2013



Membership Gain/Loss 2012-2013

